

Scaled data based on original data using
LM-79-08 Approved Method: Electrical and Photometric Measurements of Solid-
State Lighting Products

Test Report Prepared for
Cooper Lighting Solutions
(formerly Eaton)

Brand: McGRAW-EDISON

Report Number: P226352

Luminaire Tested: **ISW-AF-1200-LED-E1-T2-7060-ULG**

Issue Date: 3/3/2020

Test Information

Test Method: LM-79-08
Report Number: P226352
TEST IS SCALED FROM IESNA LM-79-08 TEST DATA (P35937)-DOWNLIGHT AND
Test Lab: INNOVATION CENTER-P3
Issue Date: 3/3/2020
Manufacturer: COOPER LIGHTING SOLUTIONS (FORMERLY EATON)
Product Line: MCGRAW-EDISON
Catalog Number: ISW-AF-1200-LED-E1-T2-7060-ULG
Description: IMPACT ELITE LED WEDGE LUMINAIRE WITH UPLIGHT
LIGHT SQUARE WITH ACCULED OPTICS-TYPE II, WITH UPLIGHT GLOW
Light Source: (16) 5700K CCT, 70 CRI LEDs and (1) UPLIGHT LED
Ballast/Driver: ELECTRONIC DRIVER

Summary

Lumens per Lamp: N/A
Luminaire Lumens: 8628.7 lumens
Efficiency: N/A
Efficacy: 104.3 lumens/watt
Luminous Opening: Rectangular w/ Sides (W: 0.5' x L: 0.5' x H: 0.54')
IES Classification: Type II - Medium - Non-Cutoff
BUG Rating: B1 - U5 - G2

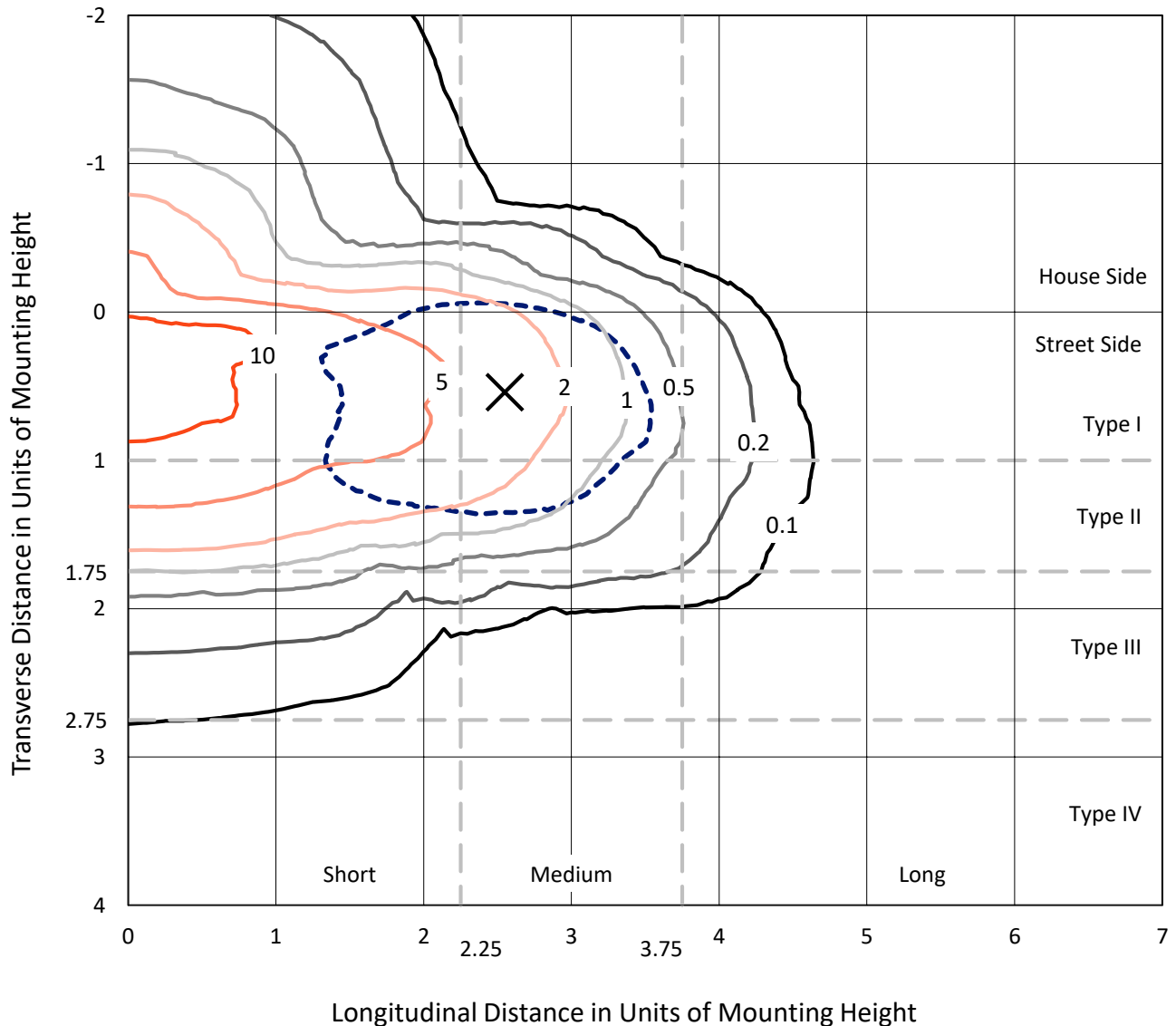
Input Watts (W): 82.7
Input Voltage (V): 120
Input Current (Ain): NR
Voltage Rise (V): NR
Power Factor: NR
Total Harmonic Distortion (THDi): NR
Frequency (hertz): 60
Stabilization Time: NR
Operation Time: NR
Ambient Temperature (°C): NR
Test Distance: 25 FT



REPORT NUMBER: P226352
 CATALOG NUMBER: ISW-AF-1200-LED-E1-T2-7060-ULG

Iso-Footcandle Lines of Horizontal Illumination

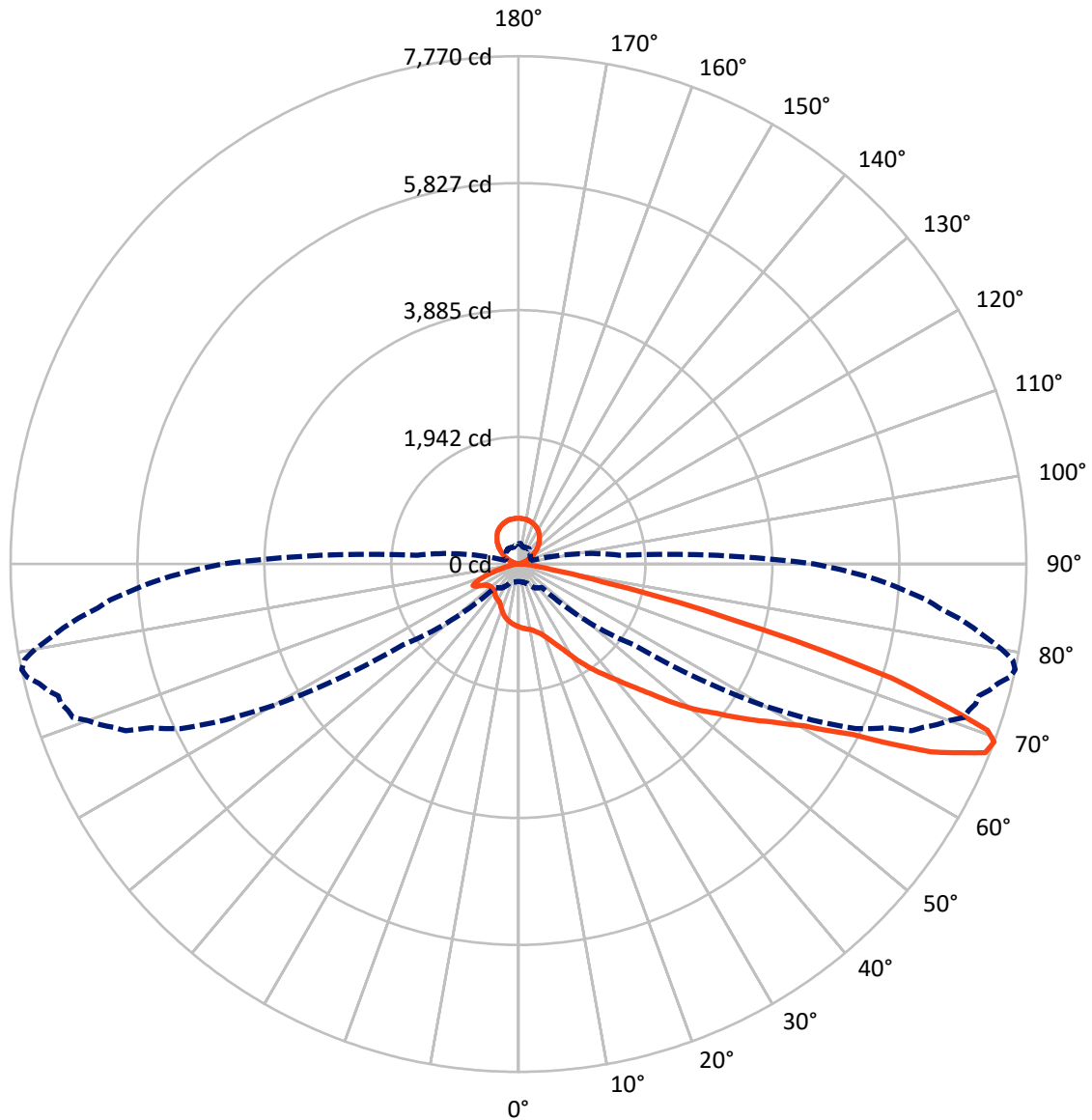
× Max cd
 - - - 1/2 Max cd



Based on 10 foot mounting height. Maximum calculated value = 12.3 fc
 Type II - Medium - Non-Cutoff

REPORT NUMBER: P226352
CATALOG NUMBER: ISW-AF-1200-LED-E1-T2-7060-ULG

Luminous Intensity Polar Plot



— Vertical Plane Through 78-Deg Lateral - - - Horizontal Cone Through 69-Deg Vertical

REPORT NUMBER: P226352

CATALOG NUMBER: ISW-AF-1200-LED-E1-T2-7060-ULG

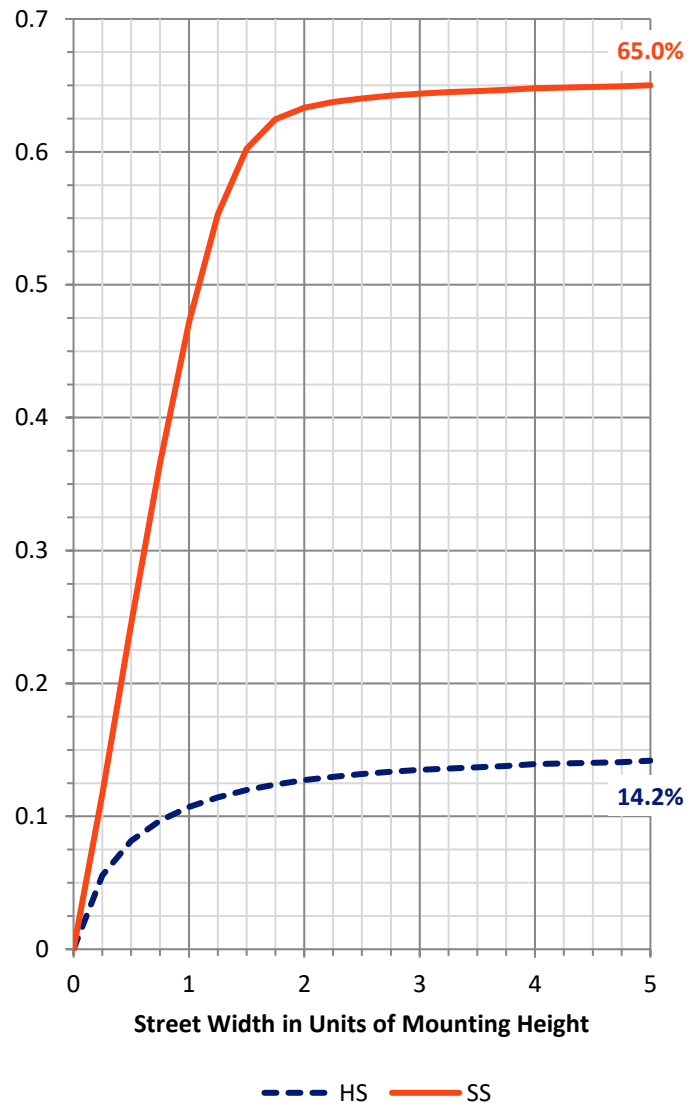
FLUX DISTRIBUTION:

		Downward	Upward	Total
House Side	Lumens	1260.7	870.0	2130.7
	% Fixture	14.6	10.1	24.7
Street Side	Lumens	5629.3	868.7	6498.0
	% Fixture	65.2	10.1	75.3
Total	Lumens	6890.0	1738.7	8628.7
	% Fixture	79.9	20.1	100.0

Coefficient of Utilization

ZONAL LUMENS:

Zone	Lumens	% Fixture
0°-10°	89.0	1.0
10°-20°	268.8	3.1
20°-30°	481.8	5.6
30°-40°	786.5	9.1
40°-50°	1163.3	13.5
50°-60°	1519.0	17.6
60°-70°	1698.9	19.7
70°-80°	762.7	8.8
80°-90°	120.0	1.4
90°-100°	12.8	0.1
100°-110°	57.4	0.7
110°-120°	166.1	1.9
120°-130°	273.2	3.2
130°-140°	336.8	3.9
140°-150°	344.6	4.0
150°-160°	290.3	3.4
160°-170°	191.2	2.2
170°-180°	66.3	0.8
0°-90°	6890.0	79.9
0°-180°	8628.7	100.0



REPORT NUMBER: P226352

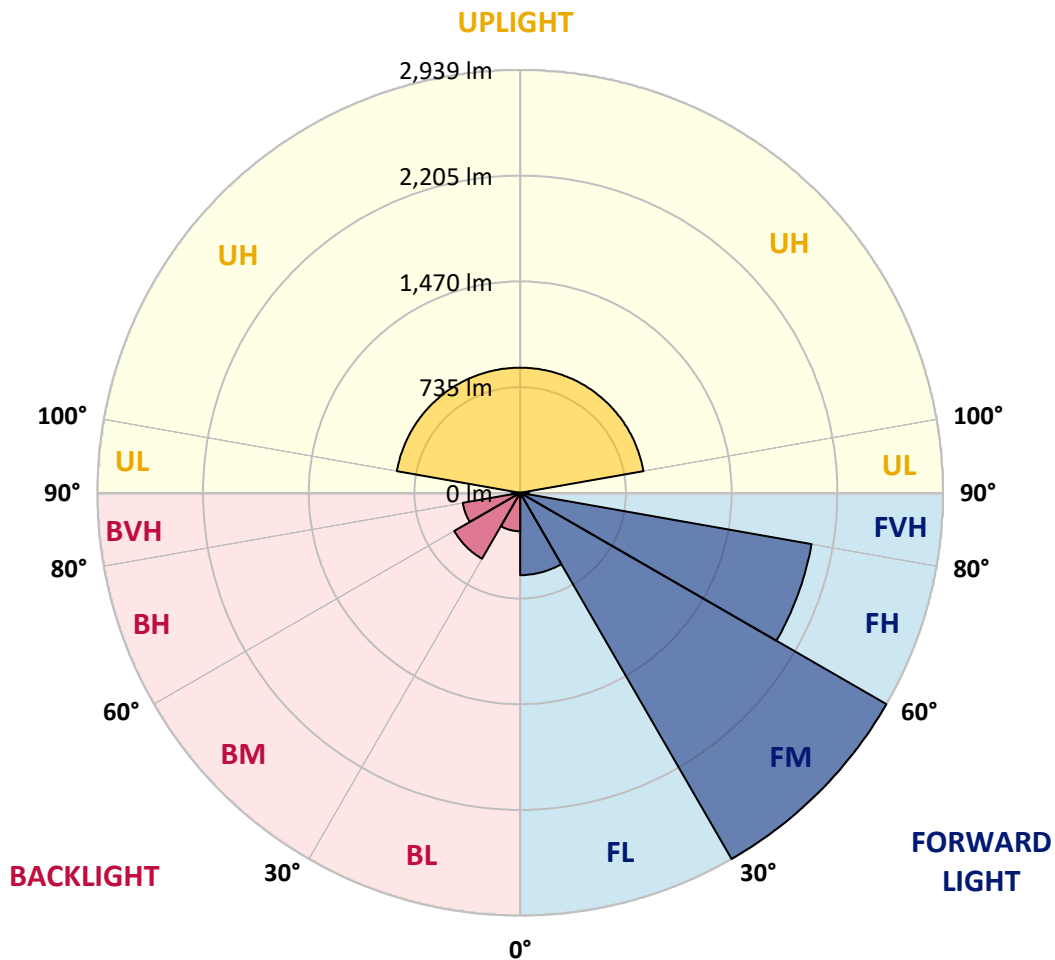
CATALOG NUMBER: ISW-AF-1200-LED-E1-T2-7060-ULG

LUMINAIRE CLASSIFICATION SYSTEM LUMEN TABLE AND BUG RATING:

Zone		Lumens	% Fixture	Zone Rating/Lumen Limit		
				B	U	G
FL	(0°-30°)	572.1	6.6			
FM	(30°-60°)	2939.4	34.1			
FH	(60°-80°)	2056.5	23.8			G2/5000
FVH	(80°-90°)	61.2	0.7			G1/100
BL	(0°-30°)	267.5	3.1	B1/500		
BM	(30°-60°)	529.5	6.1	B1/1000		
BH	(60°-80°)	405.0	4.7	B1/500		G1/500
BVH	(80°-90°)	58.7	0.7			G1/100
UL	(90°-100°)	12.8	0.1		U2/50	
UH	(100°-180°)	870.0	10.1		U4/1000	

BUG Rating: B1-U5-G2

Type II Medium





REPORT NUMBER: P226352

CATALOG NUMBER: ISW-AF-1200-LED-E1-T2-7060-ULG

CANDELA DISTRIBUTION (FULL):

	0°	5°	15°	25°	35°	45°	55°	60°	61°	62°	64°
0°	958.6	958.6	958.6	958.6	958.6	958.6	958.6	958.6	958.6	958.6	958.6
2.5°	1026.6	1026.6	1023.6	1021.6	1018.6	1010.6	998.6	996.6	995.6	993.6	991.6
5°	1101.6	1093.6	1095.6	1090.6	1079.6	1065.6	1043.6	1032.6	1026.6	1025.6	1021.6
7.5°	1162.7	1163.7	1160.7	1150.7	1135.7	1118.6	1088.6	1071.6	1066.6	1063.6	1056.6
10°	1206.7	1203.7	1201.7	1199.7	1187.7	1173.7	1135.7	1114.6	1110.6	1102.6	1094.6
12.5°	1238.7	1238.7	1238.7	1236.7	1229.7	1218.7	1188.7	1167.7	1162.7	1151.7	1144.7
15°	1273.7	1269.7	1265.7	1262.7	1263.7	1263.7	1241.7	1225.7	1217.7	1211.7	1197.7
17.5°	1348.8	1339.8	1330.8	1318.8	1299.8	1294.7	1293.7	1292.7	1281.7	1280.7	1266.7
20°	1412.8	1404.8	1396.8	1384.8	1357.8	1328.8	1343.8	1357.8	1355.8	1356.8	1349.8
22.5°	1491.9	1485.9	1469.8	1455.8	1420.8	1385.8	1387.8	1417.8	1421.8	1425.8	1427.8
25°	1599.9	1596.9	1570.9	1543.9	1503.9	1470.9	1439.8	1476.9	1484.9	1493.9	1511.9
27.5°	1709.0	1702.0	1674.0	1650.0	1599.9	1564.9	1521.9	1541.9	1553.9	1570.9	1598.9
30°	1850.1	1831.1	1821.1	1767.0	1721.0	1670.0	1632.9	1638.9	1636.9	1657.0	1700.0
32.5°	2054.2	2024.2	1974.1	1920.1	1866.1	1798.0	1767.0	1766.0	1761.0	1784.0	1808.0
35°	2164.3	2157.2	2126.2	2072.2	2013.2	1949.1	1929.1	1910.1	1913.1	1925.1	1934.1
37.5°	2283.3	2277.3	2253.3	2223.3	2178.3	2213.3	2102.2	2074.2	2061.2	2055.2	2058.2
40°	2335.3	2340.4	2353.4	2358.4	2332.3	2500.4	2281.3	2189.3	2185.3	2176.3	2167.3
42.5°	2346.4	2359.4	2385.4	2442.4	2467.4	2833.6	2429.4	2318.3	2302.3	2295.3	2296.3
45°	2386.4	2406.4	2411.4	2463.4	2581.5	2850.6	2596.5	2432.4	2420.4	2419.4	2413.4
47.5°	2483.4	2510.5	2510.5	2533.5	2645.5	2883.7	2653.5	2546.5	2538.5	2534.5	2550.5
50°	2497.4	2533.5	2605.5	2679.5	2760.6	2910.7	2718.6	2670.5	2673.5	2682.6	2729.6
52.5°	2260.3	2296.3	2486.4	2704.6	2968.7	2984.7	2816.6	2835.6	2855.7	2899.7	2985.7
55°	1938.1	1964.1	2189.3	2538.5	2976.7	3265.9	3062.8	3115.8	3157.8	3170.8	3305.9
57.5°	1525.9	1561.9	1791.0	2244.3	2779.6	3345.9	3629.1	3653.1	3606.1	3649.1	3698.1
60°	826.5	822.5	1141.7	1622.9	2365.4	3197.8	4175.4	4587.7	4597.7	4663.7	4584.7
62.5°	462.3	462.3	554.3	833.5	1521.9	2705.6	4437.6	5396.1	5521.2	5626.3	5857.4
65°	349.2	352.2	385.2	502.3	854.5	1708.0	4245.5	5672.3	5912.4	6153.6	6558.8
67.5°	290.2	290.2	314.2	374.2	534.3	775.4	3125.8	5118.0	5418.1	5706.3	6266.6
69°	269.2	270.2	288.2	329.2	447.3	504.3	2159.2	4339.5	4682.7	5081.9	5742.3
70°	259.1	256.1	273.2	307.2	405.2	398.2	1581.9	3773.2	4039.3	4397.5	5157.0
72.5°	230.1	227.1	236.1	262.2	319.2	284.2	645.4	2030.2	2431.4	2832.6	3438.0
75°	205.1	202.1	209.1	221.1	248.1	217.1	324.2	850.5	1029.6	1330.8	1836.1
77.5°	181.1	175.1	181.1	189.1	195.1	162.1	220.1	393.2	482.3	592.3	836.5
80°	164.1	158.1	165.1	161.1	153.1	125.1	146.1	229.1	254.1	304.2	398.2
82.5°	117.1	116.1	157.1	162.1	122.1	91.1	104.1	147.1	164.1	173.1	210.1
85°	72.0	69.0	91.1	116.1	124.1	57.0	67.0	87.1	91.1	99.1	117.1
87.5°	37.0	38.0	49.0	60.0	81.0	34.0	40.0	51.0	51.0	51.0	58.0
90°	14.0	16.0	22.0	29.0	25.0	16.0	22.0	20.0	22.2	20.4	22.8
92.5°	4.0	4.0	5.0	6.0	6.0	6.0	7.0	7.0	7.0	7.0	7.0
95°	5.0	5.0	6.0	7.0	7.0	7.0	7.0	7.5	7.6	7.7	7.9
97.5°	7.0	7.0	8.0	8.0	9.0	9.0	12.0	11.0	10.8	10.6	10.2
100°	8.0	8.0	9.0	10.0	12.0	21.0	29.0	27.5	27.2	26.9	26.3
102.5°	11.0	11.0	13.0	18.0	27.0	40.0	50.0	48.5	48.2	47.9	47.3
105°	21.0	22.0	27.0	36.0	48.0	63.0	72.0	71.0	70.8	70.6	70.2
107.5°	41.0	42.0	49.0	58.0	73.0	88.0	95.0	94.5	94.4	94.3	94.1



REPORT NUMBER: P226352

CATALOG NUMBER: ISW-AF-1200-LED-E1-T2-7060-ULG

CANDELA DISTRIBUTION (continued):

	0°	5°	15°	25°	35°	45°	55°	60°	61°	62°	64°
110°	66.0	68.0	74.0	87.0	102.0	114.0	120.0	120.5	120.6	120.7	120.9
112.5°	99.0	99.0	106.0	121.0	134.0	143.0	148.0	149.0	149.2	149.4	149.8
115°	140.0	139.0	147.0	159.0	168.0	174.0	179.0	180.5	180.8	181.1	181.7
117.5°	184.0	184.0	189.0	197.0	202.0	205.0	211.0	213.0	213.4	213.8	214.6
120°	225.0	223.0	226.0	233.0	237.0	243.0	246.0	248.0	248.4	248.8	249.6
122.5°	263.0	260.0	261.0	267.0	271.0	277.0	279.0	281.0	281.4	281.8	282.6
125°	298.0	294.0	296.0	299.0	305.0	310.0	313.0	314.0	314.2	314.4	314.8
127.5°	330.0	329.0	329.0	333.0	339.0	340.0	345.0	345.5	345.6	345.7	345.9
130°	363.0	361.0	362.0	366.0	370.0	372.0	377.0	379.0	379.4	379.8	380.6
132.5°	396.0	394.0	393.0	401.0	404.0	405.0	411.0	413.5	414.0	414.5	415.5
135°	429.0	426.0	426.0	432.0	435.0	437.0	443.0	445.5	446.0	446.5	447.5
137.5°	460.0	457.0	459.0	460.0	464.0	468.0	473.0	474.0	474.2	474.4	474.8
140°	488.0	485.0	487.0	489.0	491.0	497.0	500.0	501.0	501.2	501.4	501.8
142.5°	518.0	515.0	517.0	518.0	521.0	525.0	527.0	530.0	530.6	531.2	532.4
145°	550.0	546.0	544.0	547.0	550.0	551.0	556.0	559.0	559.6	560.2	561.4
147.5°	575.0	572.0	571.0	574.0	574.0	575.0	580.0	582.5	583.0	583.5	584.5
150°	595.0	592.0	593.0	593.0	593.0	593.0	597.0	598.5	598.8	599.1	599.7
152.5°	611.0	608.0	608.0	609.0	610.0	610.0	611.0	612.5	612.8	613.1	613.7
155°	629.0	625.0	625.0	627.0	630.0	628.0	626.0	628.5	629.0	629.5	630.5
157.5°	646.0	643.0	643.0	644.0	646.0	645.0	644.0	646.0	646.4	646.8	647.6
160°	663.0	660.0	659.0	656.0	655.0	655.0	658.0	661.0	661.6	662.2	663.4
162.5°	673.0	669.0	669.0	665.0	661.0	663.0	667.0	669.0	669.4	669.8	670.6
165°	681.0	678.0	676.0	676.0	673.0	673.0	672.0	674.5	675.0	675.5	676.5
167.5°	690.0	687.0	684.0	686.0	688.0	685.0	678.0	681.0	681.6	682.2	683.4
170°	698.0	695.0	692.0	692.0	693.0	691.0	686.0	687.5	687.8	688.1	688.7
172.5°	699.0	697.0	695.0	693.0	690.0	690.0	689.0	690.5	690.8	691.1	691.7
175°	700.0	698.0	697.0	695.0	691.0	690.0	690.0	692.5	693.0	693.5	694.5
177.5°	707.0	705.0	700.0	699.0	697.0	695.0	694.0	696.5	697.0	697.5	698.5
180°	700.0	700.0	700.0	700.0	700.0	700.0	700.0	700.0	700.0	700.0	700.0



REPORT NUMBER: P226352

CATALOG NUMBER: ISW-AF-1200-LED-E1-T2-7060-ULG

CANDELA DISTRIBUTION (continued):

	65°	66°	67°	68°	69°	70°	71°	72°	73°	74°	75°
0°	958.6	958.6	958.6	958.6	958.6	958.6	958.6	958.6	958.6	958.6	958.6
2.5°	992.6	989.6	985.6	986.6	984.6	981.6	982.6	981.6	982.6	980.6	978.6
5°	1021.6	1019.6	1013.6	1012.6	1010.6	1008.6	1005.6	1002.6	1001.6	999.6	995.6
7.5°	1054.6	1048.6	1045.6	1041.6	1036.6	1028.6	1027.6	1023.6	1020.6	1018.6	1013.6
10°	1088.6	1081.6	1077.6	1072.6	1067.6	1062.6	1057.6	1050.6	1043.6	1041.6	1035.6
12.5°	1139.7	1130.7	1122.6	1114.6	1109.6	1100.6	1093.6	1084.6	1077.6	1074.6	1064.6
15°	1195.7	1183.7	1175.7	1169.7	1161.7	1153.7	1144.7	1136.7	1125.7	1116.6	1107.6
17.5°	1261.7	1250.7	1244.7	1233.7	1223.7	1214.7	1207.7	1197.7	1188.7	1172.7	1164.7
20°	1348.8	1339.8	1332.8	1320.8	1309.8	1300.8	1294.7	1273.7	1261.7	1247.7	1234.7
22.5°	1429.8	1430.8	1423.8	1415.8	1408.8	1396.8	1386.8	1371.8	1356.8	1339.8	1321.8
25°	1517.9	1525.9	1526.9	1524.9	1520.9	1506.9	1501.9	1486.9	1474.9	1446.8	1438.8
27.5°	1615.9	1624.9	1635.9	1650.0	1653.0	1637.9	1645.0	1629.9	1608.9	1596.9	1570.9
30°	1711.0	1736.0	1759.0	1775.0	1785.0	1792.0	1787.0	1782.0	1768.0	1748.0	1725.0
32.5°	1833.1	1859.1	1882.1	1917.1	1935.1	1957.1	1953.1	1955.1	1950.1	1930.1	1903.1
35°	1956.1	1979.1	2009.2	2032.2	2076.2	2100.2	2120.2	2119.2	2119.2	2107.2	2081.2
37.5°	2065.2	2078.2	2103.2	2141.2	2170.3	2208.3	2240.3	2253.3	2274.3	2275.3	2247.3
40°	2179.3	2192.3	2211.3	2239.3	2271.3	2316.3	2359.4	2401.4	2421.4	2442.4	2431.4
42.5°	2302.3	2316.3	2330.3	2348.4	2394.4	2429.4	2487.4	2544.5	2585.5	2628.5	2623.5
45°	2424.4	2440.4	2460.4	2487.4	2528.5	2585.5	2641.5	2705.6	2799.6	2850.6	2885.7
47.5°	2562.5	2588.5	2625.5	2668.5	2701.6	2760.6	2831.6	2930.7	3025.7	3113.8	3168.8
50°	2770.6	2780.6	2840.6	2882.7	2945.7	3005.7	3076.8	3163.8	3286.9	3377.0	3465.0
52.5°	3015.7	3053.8	3113.8	3161.8	3211.9	3271.9	3344.9	3423.0	3545.0	3646.1	3760.2
55°	3331.9	3386.0	3438.0	3464.0	3534.0	3588.1	3647.1	3724.2	3855.2	3965.3	4099.4
57.5°	3709.1	3763.2	3788.2	3826.2	3856.2	3916.3	3996.3	4048.3	4164.4	4278.5	4420.6
60°	4483.6	4449.6	4479.6	4420.6	4411.6	4416.6	4433.6	4473.6	4538.6	4644.7	4794.8
62.5°	5881.4	5832.4	5702.3	5655.3	5564.2	5441.1	5325.1	5309.1	5275.0	5355.1	5449.1
65°	6697.9	6876.0	6895.0	6945.0	6909.0	6812.9	6676.9	6632.8	6522.8	6445.7	6440.7
67.5°	6501.8	6768.9	6936.0	7147.1	7264.2	7378.3	7408.3	7447.3	7376.3	7341.2	7351.2
69°	5956.4	6154.6	6528.8	6672.9	6858.0	7010.1	7210.2	7245.2	7314.2	7324.2	7457.3
70°	5416.1	5707.3	5921.4	6137.5	6393.7	6560.8	6650.8	6798.9	6970.0	7054.1	7198.2
72.5°	3894.3	3989.3	4141.4	4421.6	4492.6	4665.7	4842.8	4968.9	5170.0	5312.1	5651.3
75°	2101.2	2158.2	2397.4	2556.5	2598.5	2655.5	2785.6	2816.6	2891.7	2937.7	3263.9
77.5°	959.6	1046.6	1077.6	1164.7	1115.6	1139.7	1170.7	1163.7	1184.7	1284.7	1398.8
80°	442.3	459.3	471.3	507.3	509.3	501.3	504.3	499.3	495.3	511.3	523.3
82.5°	215.1	241.1	241.1	263.2	274.2	271.2	277.2	275.2	279.2	275.2	288.2
85°	126.1	126.1	136.1	148.1	146.1	150.1	150.1	158.1	159.1	161.1	161.1
87.5°	59.0	65.0	68.0	73.0	75.0	78.0	80.0	80.0	81.0	79.0	81.0
90°	24.0	24.0	34.0	34.0	36.0	39.0	35.0	37.0	44.0	35.0	42.0
92.5°	7.0	6.9	6.8	6.7	6.6	6.5	6.4	6.3	6.2	6.1	6.0
95°	8.0	7.9	7.8	7.7	7.6	7.5	7.4	7.3	7.2	7.1	7.0
97.5°	10.0	9.9	9.8	9.7	9.6	9.5	9.4	9.3	9.2	9.1	9.0
100°	26.0	25.7	25.4	25.1	24.8	24.5	24.2	23.9	23.6	23.3	23.0
102.5°	47.0	46.5	46.0	45.5	45.0	44.5	44.0	43.5	43.0	42.5	42.0
105°	70.0	69.5	69.0	68.5	68.0	67.5	67.0	66.5	66.0	65.5	65.0
107.5°	94.0	93.6	93.2	92.8	92.4	92.0	91.6	91.2	90.8	90.4	90.0



REPORT NUMBER: P226352

CATALOG NUMBER: ISW-AF-1200-LED-E1-T2-7060-ULG

CANDELA DISTRIBUTION (continued):

	65°	66°	67°	68°	69°	70°	71°	72°	73°	74°	75°
110°	121.0	120.8	120.6	120.4	120.2	120.0	119.8	119.6	119.4	119.2	119.0
112.5°	150.0	149.9	149.8	149.7	149.6	149.5	149.4	149.3	149.2	149.1	149.0
115°	182.0	181.7	181.4	181.1	180.8	180.5	180.2	179.9	179.6	179.3	179.0
117.5°	215.0	214.5	214.0	213.5	213.0	212.5	212.0	211.5	211.0	210.5	210.0
120°	250.0	249.5	249.0	248.5	248.0	247.5	247.0	246.5	246.0	245.5	245.0
122.5°	283.0	282.5	282.0	281.5	281.0	280.5	280.0	279.5	279.0	278.5	278.0
125°	315.0	314.5	314.0	313.5	313.0	312.5	312.0	311.5	311.0	310.5	310.0
127.5°	346.0	346.0	346.0	346.0	346.0	346.0	346.0	346.0	346.0	346.0	346.0
130°	381.0	381.0	381.0	381.0	381.0	381.0	381.0	381.0	381.0	381.0	381.0
132.5°	416.0	415.8	415.6	415.4	415.2	415.0	414.8	414.6	414.4	414.2	414.0
135°	448.0	447.9	447.8	447.7	447.6	447.5	447.4	447.3	447.2	447.1	447.0
137.5°	475.0	475.1	475.2	475.3	475.4	475.5	475.6	475.7	475.8	475.9	476.0
140°	502.0	502.2	502.4	502.6	502.8	503.0	503.2	503.4	503.6	503.8	504.0
142.5°	533.0	533.0	533.0	533.0	533.0	533.0	533.0	533.0	533.0	533.0	533.0
145°	562.0	561.9	561.8	561.7	561.6	561.5	561.4	561.3	561.2	561.1	561.0
147.5°	585.0	585.1	585.2	585.3	585.4	585.5	585.6	585.7	585.8	585.9	586.0
150°	600.0	600.3	600.6	600.9	601.2	601.5	601.8	602.1	602.4	602.7	603.0
152.5°	614.0	614.4	614.8	615.2	615.6	616.0	616.4	616.8	617.2	617.6	618.0
155°	631.0	631.5	632.0	632.5	633.0	633.5	634.0	634.5	635.0	635.5	636.0
157.5°	648.0	648.2	648.4	648.6	648.8	649.0	649.2	649.4	649.6	649.8	650.0
160°	664.0	663.7	663.4	663.1	662.8	662.5	662.2	661.9	661.6	661.3	661.0
162.5°	671.0	670.9	670.8	670.7	670.6	670.5	670.4	670.3	670.2	670.1	670.0
165°	677.0	677.3	677.6	677.9	678.2	678.5	678.8	679.1	679.4	679.7	680.0
167.5°	684.0	684.4	684.8	685.2	685.6	686.0	686.4	686.8	687.2	687.6	688.0
170°	689.0	689.5	690.0	690.5	691.0	691.5	692.0	692.5	693.0	693.5	694.0
172.5°	692.0	692.2	692.4	692.6	692.8	693.0	693.2	693.4	693.6	693.8	694.0
175°	695.0	695.1	695.2	695.3	695.4	695.5	695.6	695.7	695.8	695.9	696.0
177.5°	699.0	699.2	699.4	699.6	699.8	700.0	700.2	700.4	700.6	700.8	701.0
180°	700.0	700.0	700.0	700.0	700.0	700.0	700.0	700.0	700.0	700.0	700.0



REPORT NUMBER: P226352

CATALOG NUMBER: ISW-AF-1200-LED-E1-T2-7060-ULG

CANDELA DISTRIBUTION (continued):

	76°	77°	78°	79°	80°	81°	82°	83°	84°	85°	86°
0°	958.6	958.6	958.6	958.6	958.6	958.6	958.6	958.6	958.6	958.6	958.6
2.5°	976.6	978.6	977.6	973.6	972.6	972.6	970.6	969.6	967.6	966.6	968.6
5°	994.6	994.6	991.6	987.6	983.6	982.6	981.6	976.6	974.6	972.6	970.6
7.5°	1011.6	1009.6	1005.6	998.6	994.6	993.6	989.6	984.6	979.6	975.6	973.6
10°	1029.6	1027.6	1019.6	1014.6	1006.6	1005.6	998.6	992.6	987.6	982.6	978.6
12.5°	1055.6	1053.6	1044.6	1032.6	1026.6	1022.6	1013.6	1006.6	999.6	993.6	986.6
15°	1095.6	1087.6	1081.6	1069.6	1060.6	1052.6	1041.6	1031.6	1021.6	1011.6	1005.6
17.5°	1151.7	1140.7	1124.7	1117.6	1105.6	1092.6	1077.6	1070.6	1057.6	1045.6	1033.6
20°	1224.7	1213.7	1188.7	1179.7	1162.7	1143.7	1131.7	1116.6	1105.6	1086.6	1073.6
22.5°	1305.8	1295.7	1271.7	1247.7	1231.7	1216.7	1197.7	1178.7	1157.7	1139.7	1125.7
25°	1410.8	1395.8	1374.8	1350.8	1326.8	1305.8	1279.7	1252.7	1234.7	1209.7	1189.7
27.5°	1553.9	1527.9	1492.9	1466.8	1447.8	1415.8	1383.8	1359.8	1331.8	1298.8	1276.7
30°	1709.0	1680.0	1654.0	1623.9	1591.9	1560.9	1516.9	1481.9	1451.8	1416.8	1380.8
32.5°	1881.1	1856.1	1819.1	1780.0	1745.0	1706.0	1674.0	1636.9	1584.9	1547.9	1509.9
35°	2054.2	2025.2	1987.1	1954.1	1914.1	1874.1	1838.1	1789.0	1742.0	1689.0	1635.9
37.5°	2221.3	2196.3	2154.2	2104.2	2069.2	2026.2	1989.1	1937.1	1881.1	1822.1	1782.0
40°	2407.4	2367.4	2338.4	2280.3	2244.3	2196.3	2143.2	2103.2	2049.2	1985.1	1928.1
42.5°	2620.5	2592.5	2561.5	2514.5	2476.4	2419.4	2352.4	2301.3	2251.3	2175.3	2096.2
45°	2890.7	2872.7	2821.6	2783.6	2732.6	2672.5	2614.5	2552.5	2473.4	2385.4	2313.3
47.5°	3214.9	3200.9	3154.8	3100.8	3033.8	2952.7	2898.7	2813.6	2746.6	2636.5	2550.5
50°	3509.0	3516.0	3491.0	3408.0	3347.9	3266.9	3181.8	3107.8	3004.7	2890.7	2780.6
52.5°	3860.2	3853.2	3790.2	3744.2	3673.1	3575.1	3482.0	3387.0	3273.9	3155.8	3018.7
55°	4196.4	4217.4	4173.4	4108.4	4022.3	3885.2	3791.2	3668.1	3549.1	3419.0	3260.9
57.5°	4522.6	4589.7	4555.6	4478.6	4390.5	4291.5	4167.4	4029.3	3906.3	3736.2	3558.1
60°	4928.8	5017.9	5031.9	4981.9	4885.8	4770.8	4607.7	4499.6	4330.5	4173.4	4036.3
62.5°	5554.2	5756.3	5744.3	5768.3	5700.3	5629.3	5438.1	5322.1	5101.9	4988.9	4797.8
65°	6598.8	6747.9	6927.0	6921.0	6874.0	6703.9	6505.8	6311.6	6166.6	5943.4	5744.3
67.5°	7475.3	7598.4	7704.5	7649.4	7541.4	7350.2	7118.1	6848.0	6626.8	6380.7	6119.5
69°	7557.4	7707.5	7769.5	7701.5	7507.3	7258.2	7031.1	6779.9	6475.7	6264.6	5946.4
70°	7337.2	7485.3	7610.4	7435.3	7257.2	7014.1	6765.9	6504.8	6232.6	6005.5	5684.3
72.5°	5828.4	5995.5	5978.5	5959.4	5817.4	5574.2	5346.1	5206.0	5014.9	4740.7	4508.6
75°	3389.0	3466.0	3330.9	3473.0	3302.9	3057.8	3089.8	2931.7	2791.6	2633.5	2511.5
77.5°	1330.8	1398.8	1327.8	1304.8	1228.7	1211.7	1084.6	1099.6	1036.6	912.5	855.5
80°	504.3	513.3	501.3	476.3	471.3	442.3	434.3	406.2	393.2	352.2	337.2
82.5°	271.2	276.2	268.2	260.2	254.1	237.1	226.1	205.1	193.1	180.1	179.1
85°	156.1	152.1	148.1	144.1	135.1	125.1	117.1	109.1	100.1	93.1	86.0
87.5°	82.0	83.0	84.0	80.0	74.0	66.0	61.0	58.0	51.0	48.0	45.0
90°	35.8	28.6	31.4	37.2	35.0	29.8	28.6	25.4	22.2	22.0	19.0
92.5°	6.0	6.0	6.0	6.0	6.0	6.0	6.0	6.0	6.0	6.0	6.0
95°	7.0	7.0	7.0	7.0	7.0	7.0	7.0	7.0	7.0	7.0	7.0
97.5°	8.9	8.8	8.7	8.6	8.5	8.4	8.3	8.2	8.1	8.0	8.0
100°	22.6	22.2	21.8	21.4	21.0	20.6	20.2	19.8	19.4	19.0	19.0
102.5°	41.7	41.4	41.1	40.8	40.5	40.2	39.9	39.6	39.3	39.0	38.8
105°	64.6	64.2	63.8	63.4	63.0	62.6	62.2	61.8	61.4	61.0	61.0
107.5°	89.7	89.4	89.1	88.8	88.5	88.2	87.9	87.6	87.3	87.0	86.8



REPORT NUMBER: P226352
 CATALOG NUMBER: ISW-AF-1200-LED-E1-T2-7060-ULG

REPORT N
 CATALOG

CANDELA DISTRIBUTION (continued):

CANDELA

	76°	77°	78°	79°	80°	81°	82°	83°	84°	85°	86°	
110°	118.7	118.4	118.1	117.8	117.5	117.2	116.9	116.6	116.3	116.0	116.2	0°
112.5°	148.8	148.6	148.4	148.2	148.0	147.8	147.6	147.4	147.2	147.0	147.0	2.5°
115°	178.8	178.6	178.4	178.2	178.0	177.8	177.6	177.4	177.2	177.0	177.2	5°
117.5°	209.8	209.6	209.4	209.2	209.0	208.8	208.6	208.4	208.2	208.0	208.2	7.5°
120°	244.8	244.6	244.4	244.2	244.0	243.8	243.6	243.4	243.2	243.0	243.0	10°
122.5°	277.8	277.6	277.4	277.2	277.0	276.8	276.6	276.4	276.2	276.0	276.2	12.5°
125°	310.0	310.0	310.0	310.0	310.0	310.0	310.0	310.0	310.0	310.0	310.0	15°
127.5°	345.9	345.8	345.7	345.6	345.5	345.4	345.3	345.2	345.1	345.0	345.4	17.5°
130°	380.8	380.6	380.4	380.2	380.0	379.8	379.6	379.4	379.2	379.0	379.2	20°
132.5°	414.0	414.0	414.0	414.0	414.0	414.0	414.0	414.0	414.0	414.0	414.2	22.5°
135°	447.3	447.6	447.9	448.2	448.5	448.8	449.1	449.4	449.7	450.0	450.2	25°
137.5°	476.5	477.0	477.5	478.0	478.5	479.0	479.5	480.0	480.5	481.0	481.2	27.5°
140°	504.5	505.0	505.5	506.0	506.5	507.0	507.5	508.0	508.5	509.0	509.4	30°
142.5°	533.1	533.2	533.3	533.4	533.5	533.6	533.7	533.8	533.9	534.0	534.4	32.5°
145°	560.7	560.4	560.1	559.8	559.5	559.2	558.9	558.6	558.3	558.0	558.4	35°
147.5°	585.7	585.4	585.1	584.8	584.5	584.2	583.9	583.6	583.3	583.0	583.4	37.5°
150°	603.3	603.6	603.9	604.2	604.5	604.8	605.1	605.4	605.7	606.0	606.8	40°
152.5°	618.5	619.0	619.5	620.0	620.5	621.0	621.5	622.0	622.5	623.0	624.0	42.5°
155°	636.2	636.4	636.6	636.8	637.0	637.2	637.4	637.6	637.8	638.0	638.6	45°
157.5°	650.0	650.0	650.0	650.0	650.0	650.0	650.0	650.0	650.0	650.0	651.0	47.5°
160°	660.9	660.8	660.7	660.6	660.5	660.4	660.3	660.2	660.1	660.0	661.2	50°
162.5°	669.8	669.6	669.4	669.2	669.0	668.8	668.6	668.4	668.2	668.0	669.2	52.5°
165°	679.8	679.6	679.4	679.2	679.0	678.8	678.6	678.4	678.2	678.0	678.8	55°
167.5°	688.0	688.0	688.0	688.0	688.0	688.0	688.0	688.0	688.0	688.0	689.2	57.5°
170°	694.2	694.4	694.6	694.8	695.0	695.2	695.4	695.6	695.8	696.0	697.0	60°
172.5°	694.2	694.4	694.6	694.8	695.0	695.2	695.4	695.6	695.8	696.0	697.0	62.5°
175°	695.8	695.6	695.4	695.2	695.0	694.8	694.6	694.4	694.2	694.0	695.0	65°
177.5°	700.7	700.4	700.1	699.8	699.5	699.2	698.9	698.6	698.3	698.0	698.8	67.5°
180°	700.0	700.0	700.0	700.0	700.0	700.0	700.0	700.0	700.0	700.0	700.0	69°
												70°
												72.5°
												75°
												77.5°
												80°
												82.5°
												85°
												87.5°
												90°
												92.5°
												95°
												97.5°
												100°
												102.5°
												105°
												107.5°

NUMBER: P226352
 NUMBER: ISW-AF-1200-LED-E1-T2-7060-ULG

REPORT NUMBER: P
 CATALOG NUMBER:

DISTRIBUTION (continued):

CANDELA DISTRIBUTION

87°	88°	89°	90°	95°	105°	115°	125°	135°	145°	155°	110°	87°
958.6	958.6	958.6	958.6	958.6	958.6	958.6	958.6	958.6	958.6	958.6	110°	116.4
965.6	965.6	962.6	960.6	953.6	941.5	929.5	918.5	903.5	897.5	889.5	112.5°	147.0
968.6	966.6	963.6	959.6	945.5	917.5	888.5	857.5	825.5	796.5	762.4	115°	177.4
970.6	966.6	962.6	957.6	937.5	894.5	836.5	775.4	718.4	675.4	657.4	117.5°	208.4
971.6	968.6	963.6	956.6	928.5	864.5	771.4	683.4	633.4	616.4	613.4	120°	243.0
982.6	977.6	969.6	961.6	924.5	831.5	698.4	614.4	594.3	602.3	616.4	122.5°	276.4
996.6	990.6	980.6	972.6	922.5	788.5	627.4	575.3	582.3	604.3	627.4	125°	310.0
1021.6	1011.6	1000.6	992.6	926.5	735.4	570.3	555.3	576.3	604.3	635.4	127.5°	345.8
1058.6	1044.6	1031.6	1017.6	932.5	669.4	536.3	542.3	567.3	597.3	631.4	130°	379.4
1104.6	1088.6	1070.6	1049.6	939.5	612.4	517.3	528.3	551.3	577.3	605.3	132.5°	414.4
1166.7	1144.7	1121.6	1095.6	949.5	550.3	500.3	512.3	526.3	541.3	555.3	135°	450.4
1244.7	1214.7	1189.7	1154.7	959.6	508.3	486.3	490.3	493.3	495.3	494.3	137.5°	481.4
1348.8	1302.8	1273.7	1230.7	970.6	486.3	470.3	465.3	460.3	453.3	445.3	140°	509.8
1458.8	1420.8	1374.8	1319.8	977.6	471.3	455.3	439.3	425.2	418.2	418.2	142.5°	534.8
1586.9	1539.9	1481.9	1412.8	968.6	455.3	435.3	414.2	406.2	415.2	412.2	145°	558.8
1715.0	1650.0	1585.9	1506.9	946.5	437.3	413.2	402.2	408.2	396.2	389.2	147.5°	583.8
1856.1	1784.0	1695.0	1602.9	914.5	418.2	402.2	408.2	387.2	373.2	379.2	150°	607.6
2014.2	1929.1	1833.1	1708.0	893.5	406.2	385.2	390.2	372.2	362.2	359.2	152.5°	625.0
2229.3	2108.2	1991.2	1844.1	909.5	387.2	352.2	372.2	362.2	353.2	345.2	155°	639.2
2440.4	2311.3	2173.3	2000.2	937.5	373.2	326.2	353.2	360.2	345.2	330.2	157.5°	652.0
2652.5	2515.5	2354.4	2161.2	971.6	364.2	306.2	330.2	355.2	337.2	325.2	160°	662.4
2875.7	2702.6	2537.5	2329.3	1015.6	355.2	290.2	310.2	346.2	337.2	319.2	162.5°	670.4
3109.8	2905.7	2740.6	2515.5	1092.6	342.2	270.2	294.2	337.2	336.2	313.2	165°	679.6
3382.0	3199.8	2987.7	2758.6	1199.7	327.2	252.1	282.2	329.2	332.2	306.2	167.5°	690.4
3845.2	3657.1	3401.0	3182.8	1411.8	307.2	241.1	270.2	316.2	324.2	300.2	170°	698.0
4596.7	4340.5	4105.4	3901.3	1775.0	279.2	233.1	257.1	302.2	314.2	295.2	172.5°	698.0
5458.2	5208.0	4923.8	4580.6	1977.1	253.1	222.1	241.1	288.2	304.2	290.2	175°	696.0
5824.4	5497.2	5152.0	4744.7	1784.0	232.1	210.1	226.1	272.2	290.2	283.2	177.5°	699.6
5656.3	5325.1	4923.8	4524.6	1551.9	221.1	203.1	218.1	260.2	281.2	276.2	180°	700.0
5364.1	5030.9	4672.7	4193.4	1385.8	215.1	198.1	213.1	255.1	276.2	272.2		
4242.5	3945.3	3615.1	3249.9	944.5	195.1	182.1	198.1	235.1	258.1	257.1		
2248.3	2161.2	1917.1	1703.0	489.3	174.1	165.1	181.1	217.1	241.1	241.1		
809.5	734.4	702.4	583.3	260.2	152.1	148.1	160.1	197.1	220.1	219.1		
306.2	298.2	267.2	250.1	165.1	124.1	125.1	137.1	173.1	195.1	194.1		
173.1	157.1	152.1	147.1	105.1	98.1	103.1	115.1	148.1	167.1	170.1		
83.0	77.0	75.0	70.0	69.0	75.0	81.0	91.1	118.1	141.1	138.1		
40.0	38.0	37.0	36.0	49.0	48.0	59.0	63.0	79.0	112.1	101.1		
20.0	20.0	19.0	17.0	21.0	25.0	28.0	34.0	40.0	73.0	61.0		
6.0	6.0	6.0	6.0	6.0	6.0	7.0	7.0	6.0	6.0	6.0		
7.0	7.0	7.0	7.0	7.0	7.0	8.0	7.0	7.0	7.0	7.0		
8.0	8.0	8.0	8.0	8.0	9.0	10.0	12.0	9.0	9.0	8.0		
19.0	19.0	19.0	19.0	19.0	23.0	26.0	29.0	21.0	12.0	10.0		
38.6	38.4	38.2	38.0	39.0	42.0	47.0	50.0	40.0	27.0	18.0		
61.0	61.0	61.0	61.0	61.0	65.0	70.0	72.0	63.0	48.0	36.0		
86.6	86.4	86.2	86.0	87.0	90.0	94.0	95.0	88.0	73.0	58.0		

'226352
 ISW-AF-1200-LED-E1-T2-7060-ULG

REPORT NUMBER: P226352
 CATALOG NUMBER: ISW-AF-1:

TION (continued):

CANDELA DISTRIBUTION (con

88°	89°	90°	95°	105°	115°	125°	135°	145°	155°		165°	175°
116.6	116.8	117.0	116.0	119.0	121.0	120.0	114.0	102.0	87.0	0°	958.6	958.6
147.0	147.0	147.0	147.0	149.0	150.0	148.0	143.0	134.0	121.0	2.5°	882.5	868.5
177.6	177.8	178.0	177.0	179.0	182.0	179.0	174.0	168.0	159.0	5°	737.4	735.4
208.6	208.8	209.0	208.0	210.0	215.0	211.0	205.0	202.0	197.0	7.5°	646.4	633.4
243.0	243.0	243.0	243.0	245.0	250.0	246.0	243.0	237.0	233.0	10°	616.4	615.4
276.6	276.8	277.0	276.0	278.0	283.0	279.0	277.0	271.0	267.0	12.5°	629.4	632.4
310.0	310.0	310.0	310.0	310.0	315.0	313.0	310.0	305.0	299.0	15°	646.4	652.4
346.2	346.6	347.0	345.0	346.0	346.0	345.0	340.0	339.0	333.0	17.5°	657.4	668.4
379.6	379.8	380.0	379.0	381.0	381.0	377.0	372.0	370.0	366.0	20°	654.4	667.4
414.6	414.8	415.0	414.0	414.0	416.0	411.0	405.0	404.0	401.0	22.5°	621.4	627.4
450.6	450.8	451.0	450.0	447.0	448.0	443.0	437.0	435.0	432.0	25°	562.3	564.3
481.6	481.8	482.0	481.0	476.0	475.0	473.0	468.0	464.0	460.0	27.5°	491.3	489.3
510.2	510.6	511.0	509.0	504.0	502.0	500.0	497.0	491.0	489.0	30°	441.3	428.2
535.2	535.6	536.0	534.0	533.0	533.0	527.0	525.0	521.0	518.0	32.5°	418.2	410.2
559.2	559.6	560.0	558.0	561.0	562.0	556.0	551.0	550.0	547.0	35°	402.2	389.2
584.2	584.6	585.0	583.0	586.0	585.0	580.0	575.0	574.0	574.0	37.5°	417.2	416.2
608.4	609.2	610.0	606.0	603.0	600.0	597.0	593.0	593.0	593.0	40°	431.2	429.2
626.0	627.0	628.0	623.0	618.0	614.0	611.0	610.0	610.0	609.0	42.5°	407.2	389.2
639.8	640.4	641.0	638.0	636.0	631.0	626.0	628.0	630.0	627.0	45°	363.2	342.2
653.0	654.0	655.0	650.0	650.0	648.0	644.0	645.0	646.0	644.0	47.5°	333.2	321.2
663.6	664.8	666.0	660.0	661.0	664.0	658.0	655.0	655.0	656.0	50°	319.2	315.2
671.6	672.8	674.0	668.0	670.0	671.0	667.0	663.0	661.0	665.0	52.5°	315.2	325.2
680.4	681.2	682.0	678.0	680.0	677.0	672.0	673.0	673.0	676.0	55°	313.2	324.2
691.6	692.8	694.0	688.0	688.0	684.0	678.0	685.0	688.0	686.0	57.5°	299.2	318.2
699.0	700.0	701.0	696.0	694.0	689.0	686.0	691.0	693.0	692.0	60°	289.2	312.2
699.0	700.0	701.0	696.0	694.0	692.0	689.0	690.0	690.0	693.0	62.5°	283.2	309.2
697.0	698.0	699.0	694.0	696.0	695.0	690.0	690.0	691.0	695.0	65°	278.2	311.2
700.4	701.2	702.0	698.0	701.0	699.0	694.0	695.0	697.0	699.0	67.5°	270.2	317.2
700.0	700.0	700.0	700.0	700.0	700.0	700.0	700.0	700.0	700.0	69°	266.2	316.2
										70°	262.2	313.2
										72.5°	248.1	289.2
										75°	231.1	255.1
										77.5°	209.1	219.1
										80°	185.1	191.1
										82.5°	161.1	184.1
										85°	126.1	156.1
										87.5°	93.1	86.0
										90°	60.0	44.0
										92.5°	5.0	4.0
										95°	6.0	5.0
										97.5°	8.0	7.0
										100°	9.0	8.0
										102.5°	13.0	11.0
										105°	27.0	22.0
										107.5°	49.0	42.0



REPORT NUMBER: P226352

CATALOG NUMBER: ISW-AF-1200-LED-E:

200-LED-E1-T2-7060-ULG

tinued):

180°
958.6
871.5
729.4
634.4
618.4
630.4
654.4
672.4
670.4
632.4
566.3
497.3
438.3
419.2
395.2
421.2
433.3
393.2
342.2
319.2
313.2
328.2
323.2
319.2
313.2
308.2
307.2
309.2
305.2
300.2
270.2
243.1
219.1
193.1
163.1
122.1
93.1
38.0
4.0
5.0
7.0
8.0
11.0
21.0
41.0

CANDELA DISTRIBUTION (continued):

	165°	175°	180°
110°	74.0	68.0	66.0
112.5°	106.0	99.0	99.0
115°	147.0	139.0	140.0
117.5°	189.0	184.0	184.0
120°	226.0	223.0	225.0
122.5°	261.0	260.0	263.0
125°	296.0	294.0	298.0
127.5°	329.0	329.0	330.0
130°	362.0	361.0	363.0
132.5°	393.0	394.0	396.0
135°	426.0	426.0	429.0
137.5°	459.0	457.0	460.0
140°	487.0	485.0	488.0
142.5°	517.0	515.0	518.0
145°	544.0	546.0	550.0
147.5°	571.0	572.0	575.0
150°	593.0	592.0	595.0
152.5°	608.0	608.0	611.0
155°	625.0	625.0	629.0
157.5°	643.0	643.0	646.0
160°	659.0	660.0	663.0
162.5°	669.0	669.0	673.0
165°	676.0	678.0	681.0
167.5°	684.0	687.0	690.0
170°	692.0	695.0	698.0
172.5°	695.0	697.0	699.0
175°	697.0	698.0	700.0
177.5°	700.0	705.0	707.0
180°	700.0	700.0	700.0

(END OF F

Cooper Lighting Solutions Photometric Lab
1121 Highway 74 South
Peachtree City, GA 30269

Scaled Data Report

